


Plaque Finishes

Painted Background Colors

These colors are painted into the recessed areas of metal plaques. Raised graphics and borders are belt-finished to a satin grain. Custom color matches and multiple colors are available. Additional standard colors are pictured on reverse side.




Light Oxide Stain



Dark Oxide Stain



Dark Green



Metallic Grey




Black



Natural Sandblast
Bronze



Natural Sandblast
Aluminum



Natural Sandblast
Brass

Hand-Rubbed Finishes

These two finishes simulate antique bronze or pewter. Recessed areas have multiple shades of dark brownish-black created by hand-rubbing the color from the metal. Raised areas may be left with light amounts of hand-rubbed color, satin-belted or polished. Hand-rubbed finishes are available for an additional charge to standard prices.



Antique (on bronze)



Pewter (on aluminum)

Painted Faux-Patina Colors


These colors simulate the green, blue and brown hues copper takes on after years of aging. Variations in color and uniform color over large surface areas or from piece to piece may occur. Colors may vary from pictured swatches. Not recommended for pieces ordered regularly over time where color must match. Faux-patina colors are available for an additional charge to standard prices



Amber



Alta Mesa



Anatole Green




Burnt Sienna



Moss Green



Sea Green



Teal



Turquoise



Twilight Blue

Letter Finishes


Cast Bronze



Satin Bronze



Polished Bronze
(on letters up to 12")



Chrome Plated Bronze
(on letters up to 12")



Light Oxidized



Medium Oxidized




Dark Oxidized

Cast Brass



Satin Brass




Polished Brass
(on letters up to 12")

Cast Aluminum



Satin Aluminum



Polished Aluminum
(on letters up to 3")



Satin (Clear) Anodized
(on letters up to 12")

Painted Colors for Plaques and Letters



M102 Orange



M38 Green



M20 Light Blue




M5 Light Grey




M107 Red



M40 Golden Bronze




M25 Medium Blue



M8 Medium Grey




M115 Dark Red



M71 Cream




M28 Dark Blue




M9 Dark Grey



M118 Maroon



M58 Ivory




M65 Beige



M70 Dark Brown



Painted M311 - Light Bronze
or
*Anodized 311 - Light Bronze



Painted M312 - Medium Bronze
or
*Anodized 312 - Medium Bronze



Painted M313 - Dark Bronze
or
*Anodized 313 - Dark Bronze



Painted M335 - Satin Black
or
*Anodized 335 - Satin Black

*Color Anodic finishes are available on cast aluminum letters up to 12" high and 1" deep. However, it is recommended that these finishes be used only when necessary because they are subject to considerable color variations. Painted colors offer a more uniform finish, notable cost savings and a shorter delivery than anodic finishes.